




# Sticky Notes

1. Click on the search button and type "Sticky Notes" into the search field.

2. Click on the



3. Decide whether to Enable Insights.

Enable insights?

Connect with Bing and Cortana to add smart contextual information to your notes. Give it a go by hitting the button below.

Try it out for yourself – note down an address and you'll be linked to the right map. Jot down a flight number and you'll be given all of the tracking details.


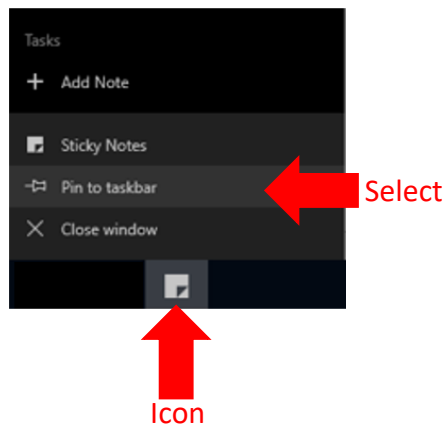
Note taking just got a whole lot smarter!

[Enable Insights](#)

[Not now...](#)

[Privacy Statement](#)

4. Right click on the Sticky Notes icon along the bottom taskbar and select "Pin to Taskbar".



5. Features:



Add new notes.



Change the colors of your Sticky Notes.



Delete notes.